

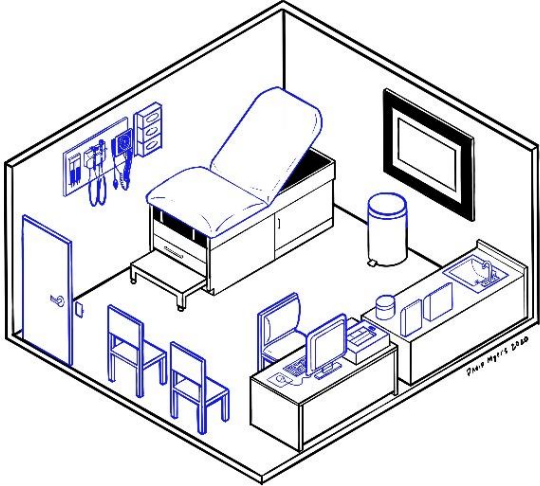


**STANDARD WORK**

*Clinic Exam Room Cleaning*

<b>Owner:</b>	Gina Green	<b>Supplies Needed:</b>	<ul style="list-style-type: none"> <li>• Approved EPA Disinfectants</li> <li>• Approved Wipes or Spray</li> <li>• Laminated Signage</li> </ul>	<b>Updated By:</b>	<i>Gina Green</i>
<b>Work Performed By:</b>	PDC and HBC Clinics			<b>Last Updated:</b>	<i>6/4/2020</i>
<b>Purpose:</b>	To ensure that all high touch patient care exam or procedural areas are cleaned according to current policy and procedure with only EPA cleaning disinfectants approved by DUHS Infection Control.				
<b>Expected Outcomes:</b>	<ul style="list-style-type: none"> <li>• Promote patient and employee safety by reducing the risk of infection</li> <li>• To provide visual evidence of cleaning to reassure patients of our commitment to a clean and safe clinic environment.</li> <li>• Daily Audits/Checks</li> <li>• Reported variance in cleaning supplies to management</li> </ul>				

<b>No.</b>	<b>Steps</b> <i>(A logical segment of the operation that advances the work)</i>	<b>Who</b>	<b>Expected Outcome/Reason</b> <i>(the why?)</i>	<b>Additional Information; Key Points, Diagrams, Pictures, Tips, Etc.</b>
1	Laminate Exam Room Cleaning Log and place on a 3M hook on the outside of every exam room door for clinic leader to evaluate daily amount of cleaning supplies on hand and report to leadership if possible depletion of supplies.	Clinic Staff or Leader	To ensure that products are distributed as needed so that all clinics will have enough cleaning supplies on hand.	 PDC Exam Room Cleaning Log_5-7-20
2	Review P&P/Equipment cleaning Guide for detailed cleaning areas and times	Clinic staff	To have the knowledge to complete the below steps	 Equipment Cleaning Guide_APPENDIX G.pc
3	Clean every exam room according to P&P/Equipment cleaning guide with close attention to high touch areas. Allow EPA approved disinfectant to dry the recommended contact time based on the IFU. Sign the Exam	Clinic Staff	Reduce risk of spreading infection.	

	Room Cleaning Log after every patient to document this is completed.			
4	Utilize PDC exam room cleaning log to perform cleaning of high touch surfaces, patient care items, bedside equipment, etc.	Clinic Staff	To ensure leadership is aware of which clinics need supplies to redistribute as needed to keep clinic operations functioning.	 <p>All areas in blue should be cleaned after every patient, including faucet handles and door knobs.</p>
5	Remove all magazines, pamphlets, reading material that can be touched by multiple patient by auditing daily to ensure that any reading materials found in exam rooms is removed.	Clinic Staff	Reduce risk of spreading infection.	
6	Utilize disposable equipment as much as possible and throw disposables in appropriate trash, red bin, garbage, etc.	Clinic staff and providers	Ensure appropriate disposal of materials utilize for patient care.	
7	Clean stethoscopes in front of patients to assure cleanliness followed by cleaning after each patient with hospital approved disinfectant or wipe for every visit.	Providers	To ensure that stethoscope is clean in between patients, and to reassure patients that items used in patient care are disinfected.	
8	Perform frequent hand hygiene. Follow hand hygiene policy utilizing approved hand hygiene products.	All	See Hand Hygiene Policy	<a href="#">PDC Hand Hygiene Policy</a> – (Ctrl + Click to Open Policy)

